

**City of Portsmouth
Fiscal Year 2008 Adopted Budget**

**Capital Improvements
Education**

<u>Project Title</u>	Appropriated	FY 2008	<i>Un-Appropriated Subsequent Years</i>				5 Year	CIP
	To Date	Adopted	FY 2009	FY 2010	FY 2011	FY 2012	Total	Total
First College (Tidewater Community College)	1,379,689	934,261	-	-	-	-	934,261	2,313,950
James Hurst Renovation	-	-	-	-	430,398	2,292,117	2,722,515	2,722,515
Parkview - New School	14,803,358	2,000,000	1,000,000	-	-	-	3,000,000	17,803,358
Roof/mechan Renov & Replacemnt	4,321,542	-	-	-	-	3,025,613	3,025,613	7,347,155
Simonsdale (formerly Olive Branch)	-	727,208	4,317,730	5,317,730	8,387,332	-	18,750,000	18,750,000
Victory Elementary School Renovation and Addition	3,755,000	2,500,000	-	-	-	-	2,500,000	6,255,000
Total Project Cost	24,259,589	6,161,469	5,317,730	5,317,730	8,817,730	5,317,730	30,932,389	55,191,978
<u>Debt Funding</u>								
General Obligation Bonds	13,265,143	4,500,000	4,000,000	4,000,000	-	4,000,000	16,500,000	29,765,143
School Literary Loan	7,500,000	-	-	-	7,500,000	-	7,500,000	15,000,000
Debt Funding Funding	20,765,143	4,500,000	4,000,000	4,000,000	7,500,000	4,000,000	24,000,000	44,765,143
<u>Education Funding</u>								
State Construction Funds	1,159,757	343,739	-	-	-	-	343,739	1,503,496
State Lottery Funds	909,000	1,317,730	1,317,730	1,317,730	1,317,730	1,317,730	6,588,650	7,497,650
Education Funding Funding	2,068,757	1,661,469	1,317,730	1,317,730	1,317,730	1,317,730	6,932,389	9,001,146
<u>Other Funding</u>								
Community Share Incentive Fund	500,000	-	-	-	-	-	-	500,000
Interest Earnings	455,000	-	-	-	-	-	-	455,000
Other Funding Funding	955,000	-	-	-	-	-	-	955,000
<u>Transfers</u>								
Transfer from General Fund	470,689	-	-	-	-	-	-	470,689
Total Funding	24,259,589	6,161,469	5,317,730	5,317,730	8,817,730	5,317,730	30,932,389	55,191,978

**City of Portsmouth
Fiscal Year 2008 Adopted Budget**

**Capital Improvements
Education**

Project: 92352 **Title: First College (Tidewater Community College)** **Status: Proposed**

Comprehensive Plan Information

Project Location

CIE Project: **Plan Reference:** **District:**
LOS/Concurrency: **Project Need: Growth, Other** **Location: TCC Campus - Victory Boulevard**

Programmed Funding

Programmed Funding	Appropriated To Date	Budgeted FY 2008	<i>Non-Appropriated Programmed CIP Funding</i>				Future Funding
			FY 2009	FY 2010	FY 2011	FY 2012	
2,313,950	1,379,689	934,261	0	0	0	0	0

Description and Scope

This project provides funding for space at the new Portsmouth Campus of Tidewater Community College that will support 300 high school students in providing challenging college coursework.

Rationale

Funding Strategy

Virginia Lottery and Construction funds.

Project Map

Schedule of Activities

**MAP NOT
APPLICABLE**

<u>Project Activities</u>	<u>From - To</u>	<u>Amount</u>
Construction	01/07 - 09/08	2,313,950
Total Budgetary Cost Estimate:		<u>2,313,950</u>

Means of Financing

<u>Funding Source</u>	<u>Amount</u>
State Lottery Funds	1,843,261
Transfer from General Fund	470,689
Total Programmed Funding:	<u>2,313,950</u>
Future Funding Requirements:	0

**City of Portsmouth
Fiscal Year 2008 Adopted Budget**

**Capital Improvements
Education**

Project: New0039 **Title:** James Hurst Renovation **Status:** Proposed

Comprehensive Plan Information **Project Location**

CIE Project: **Plan Reference:** **District:**
LOS/Concurrency: **Project Need: Growth, Other** **Location: 18 Dahlgren Renovation**

Programmed Funding

Programmed Funding	Appropriated To Date	Budgeted FY 2008	Non-Appropriated Programmed CIP Funding				Future Funding
			FY 2009	FY 2010	FY 2011	FY 2012	
2,722,515	0	0	0	0	430,398	2,292,117	0

Description and Scope

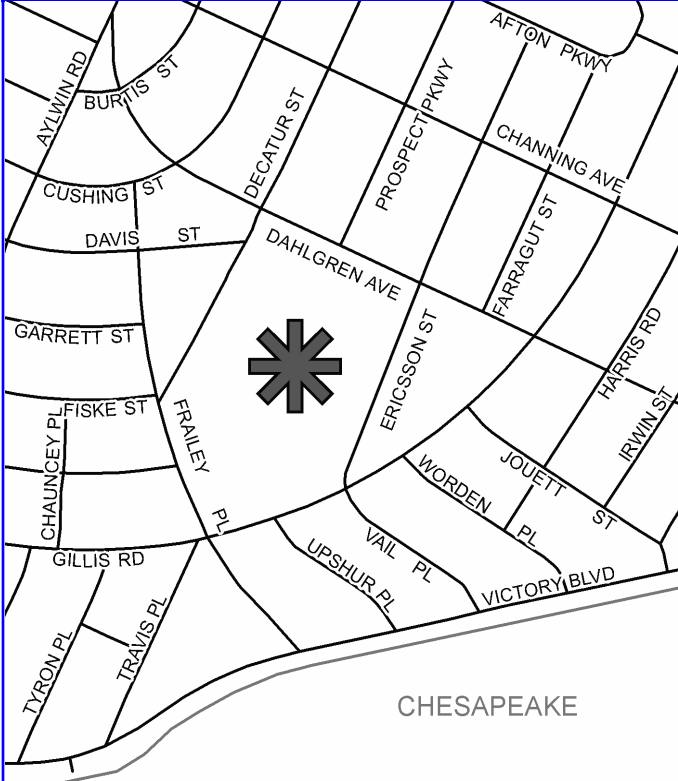
Renovation of elementary school built in 1978. Need to close-in pod type classrooms to support current instructional programs.

Rationale

Funding Strategy



Project Map **Schedule of Activities**



Project Activities	From - To	Amount
Project Management	07/10 - 09/12	2,722,515
Total Budgetary Cost Estimate:		2,722,515

Means of Financing	
Funding Source	Amount
General Obligation Bonds	2,292,117
State Lottery Funds	430,398
Total Programmed Funding:	2,722,515
Future Funding Requirements:	0

**City of Portsmouth
Fiscal Year 2008 Adopted Budget**

**Capital Improvements
Education**

Project: 92349 **Title: Parkview - New School** **Status: Proposed**

Comprehensive Plan Information

Project Location

CIE Project: N/A **Plan Reference:** **District:**
LOS/Concurrency: N/A **Project Need: N/A** **Location: Elm and Blair Street**

Programmed Funding

Programmed Funding	Appropriated To Date	Budgeted FY 2008	<i>Non-Appropriated Programmed CIP Funding</i>				Future Funding
			FY 2009	FY 2010	FY 2011	FY 2012	
17,803,358	14,803,358	2,000,000	1,000,000	0	0	0	0

Description and Scope

The current Park View Elementary School was built in 1957. The school has 407 students housed in 12 interior classrooms and 13 mobiles. The new Park View School will serve 700 students. This additional capacity will accommodate rezoning of West Park View from John Tyler and Prentis Park from Brighton to Park View, thereby eliminating mobiles in use at these two schools. Additionally, Brighton will be able to accommodate Westbury – a commitment made in the application for Hope VI funds.

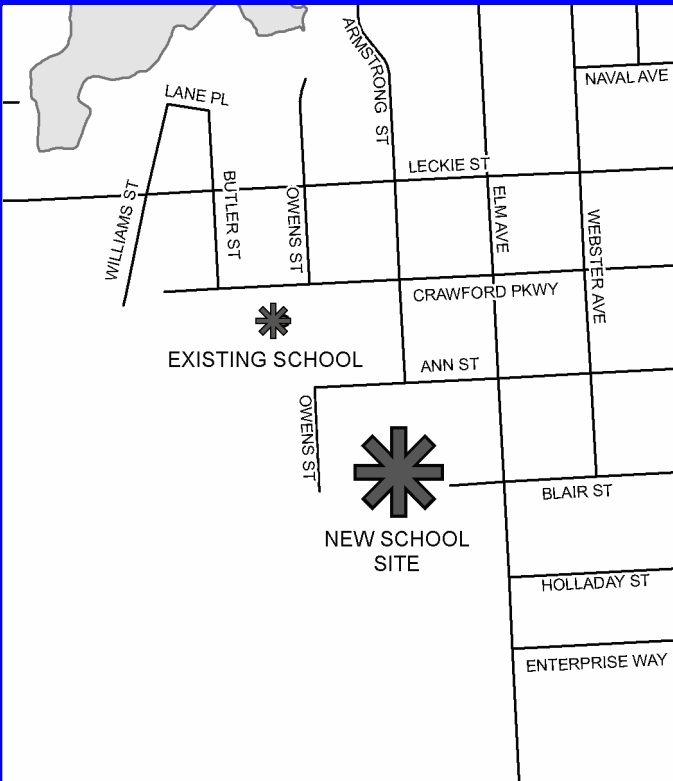
Rationale

Funding Strategy

Major funding for this project includes Virginia School Construction funds, Virginia Lottery funds, City General Obligation Bonds and Literary Loan Funds.

Project Map

Schedule of Activities



Project Activities	From - To	Amount
Project Management	07/05 - 09/08	17,803,358
Total Budgetary Cost Estimate:		17,803,358

Means of Financing

Funding Source	Amount
General Obligation Bonds	10,303,358
School Literary Loan	7,500,000
Total Programmed Funding:	17,803,358
Future Funding Requirements:	0

**City of Portsmouth
Fiscal Year 2008 Adopted Budget**

**Capital Improvements
Education**

Project: 92345 **Title: Roof/mechan Renov & Replacemnt** **Status: Proposed**

Comprehensive Plan Information

Project Location

CIE Project: **Plan Reference:** **District:**
LOS/Concurrency: **Project Need: Growth, Other** **Location: Undefined**

Programmed Funding

Programmed Funding	Appropriated To Date	Budgeted FY 2008	<i>Non-Appropriated Programmed CIP Funding</i>				Future Funding
			FY 2009	FY 2010	FY 2011	FY 2012	
7,347,155	4,321,542	0	0	0	0	3,025,613	0

Description and Scope

This project is for roof replacements at the following schools: Highland Biltmore, Emily Spong, Churchland Elementary and Churchland Academy.

Rationale

Funding Strategy

Project Map

Schedule of Activities

**MAP NOT
APPLICABLE**

<u>Project Activities</u>	<u>From - To</u>	<u>Amount</u>
Project Management	07/11 - 06/12	7,347,155
Total Budgetary Cost Estimate:		<u>7,347,155</u>

Means of Financing

<u>Funding Source</u>	<u>Amount</u>
General Obligation Bonds	5,669,668
State Construction Funds	359,757
State Lottery Funds	1,317,730
Total Programmed Funding:	<u>7,347,155</u>
Future Funding Requirements:	0

**City of Portsmouth
Fiscal Year 2008 Adopted Budget**

**Capital Improvements
Education**

Project: New0038 **Title:** Simonsdale (formerly Olive Branch) **Status:** Proposed

Comprehensive Plan Information

Project Location

CIE Project: **Plan Reference:** **District:**
LOS/Concurrency: **Project Need: Growth, Other** **Location: City Park Ave and Clifford St.**

Programmed Funding

Programmed Funding	Appropriated To Date	Budgeted FY 2008	<i>Non-Appropriated Programmed CIP Funding</i>				Future Funding
			FY 2009	FY 2010	FY 2011	FY 2012	
18,750,000	0	727,208	4,317,730	5,317,730	8,387,332	0	0

Description and Scope

Simonsdale Elementary School is the last Portsmouth school built in the 1940's – 1946 to be exact. It currently has 300 students which, combined with the facility's age, makes it an inefficient school to operate. The new school, planned to open September of 2011, would combine Simonsdale and Olive Branch Elementary into a 700 student, K-6 school.

Rationale

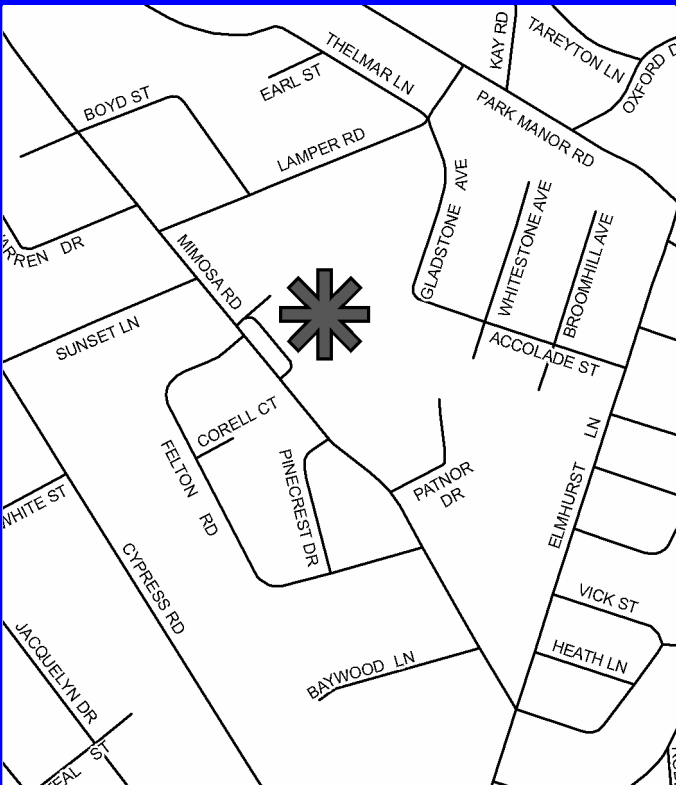
This consolidation would allow the School Board to convert Olive Branch into a Pre-Kindergarten center providing increased opportunity for early childhood education through Virginia's At-Risk 4-year old program for Portsmouth's neediest children.

Funding Strategy

Combination of City CIP funds and Virginia Lottery and Construction funds.

Project Map

Schedule of Activities



Project Activities	From - To	Amount
Project Management	07/07 - 07/11	1,211,890
Design	07/07 - 09/11	550,000
Construction	10/09 - 07/11	16,988,110
Total Budgetary Cost Estimate:		18,750,000
Means of Financing		
Funding Source	Amount	
General Obligation Bonds	7,000,000	
School Literary Loan	7,500,000	
State Construction Funds	343,739	
State Lottery Funds	3,906,261	
Total Programmed Funding:		18,750,000
Future Funding Requirements:		0

**City of Portsmouth
Fiscal Year 2008 Adopted Budget**

**Capital Improvements
Education**

Project: 92350	Title: Victory Elementary School Renovation and Addition	Status: Proposed
-----------------------	---	-------------------------

Comprehensive Plan Information		Project Location
CIE Project: LOS/Concurrency:	Plan Reference: Project Need: Growth, Other	District: Location: 10 Independence Street

Programmed Funding							
Programmed Funding	Appropriated To Date	Budgeted FY 2008	Non-Appropriated Programmed CIP Funding				Future Funding
			FY 2009	FY 2010	FY 2011	FY 2012	
6,255,000	3,755,000	2,500,000	0	0	0	0	0

Description and Scope

The former Highland-Biltmore Elementary School was closed in 2003 concurrently with the closing of Fairwood Homes, and the building was subsequently used to house Portsmouth's alternative school, New Directions, and classes for the Southeastern Cooperative Education Program (SECEP).

Rationale

When the New Port housing development was announced to be built on the former Fairwood Homes site, a desire for a model science school as the neighborhood school was kindled. The City and School Board cooperatively developed the design for the renovation and additions of the newly renamed Victory Elementary School to make the vision a reality. A Science Pathways program will start for all Portsmouth fifth graders at this school in the fall of 2007.

Funding Strategy

Revenue sources for this project include City General Obligation Bonds and Virginia Lottery and Construction Funds

Project Map	Schedule of Activities															
	<table border="1"> <thead> <tr> <th align="left">Project Activities</th> <th align="center">From - To</th> <th align="right">Amount</th> </tr> </thead> <tbody> <tr> <td>Project Management</td> <td></td> <td align="right">6,255,000</td> </tr> <tr> <td align="right" colspan="2">Total Budgetary Cost Estimate:</td> <td align="right">6,255,000</td> </tr> </tbody> </table>	Project Activities	From - To	Amount	Project Management		6,255,000	Total Budgetary Cost Estimate:		6,255,000						
	Project Activities	From - To	Amount													
	Project Management		6,255,000													
	Total Budgetary Cost Estimate:		6,255,000													
Means of Financing																
<table border="1"> <thead> <tr> <th align="left">Funding Source</th> <th align="right">Amount</th> </tr> </thead> <tbody> <tr> <td>Community Share Incentive Fund</td> <td align="right">500,000</td> </tr> <tr> <td>General Obligation Bonds</td> <td align="right">4,500,000</td> </tr> <tr> <td>Interest Earnings</td> <td align="right">455,000</td> </tr> <tr> <td>State Construction Funds</td> <td align="right">800,000</td> </tr> <tr> <td align="right" colspan="2">Total Programmed Funding:</td> <td align="right">6,255,000</td> </tr> <tr> <td align="right" colspan="2">Future Funding Requirements:</td> <td align="right">0</td> </tr> </tbody> </table>	Funding Source	Amount	Community Share Incentive Fund	500,000	General Obligation Bonds	4,500,000	Interest Earnings	455,000	State Construction Funds	800,000	Total Programmed Funding:		6,255,000	Future Funding Requirements:		0
Funding Source	Amount															
Community Share Incentive Fund	500,000															
General Obligation Bonds	4,500,000															
Interest Earnings	455,000															
State Construction Funds	800,000															
Total Programmed Funding:		6,255,000														
Future Funding Requirements:		0														