

Supplemental Data and Statistics

Date settled	1752
Date charter adopted	March 1, 1858
Form of government	Council – Manager
Number of employees	2,0
Population:	
Population by race/ethnicity:	
White	45.8%
Black	50.6%
Other	3.6%
Labor:	
Civilian labor force	45,626
Number of employed workers	43,863
Number of unemployed workers	1,763
Employment rate	3.9%
Elections:	
Number of registered voters	57,800
Number of votes cast:	
Last general election (11/7/06)	27,871
Last municipal election (5/2/06)	11,511
Area in square miles	33
Facilities and services:	
Miles of streets	403
Number of street lights	11,634
Number of motor carriers	135
Number of common carrier terminals	50
Public recreation facilities:	
Number of community centers	7

Number of museums	5
Number of entertainment venues	2
Number of shopping districts	5
Parks	4
Park acreage	203
Number of golf courses	2
Number of swimming pools	1 (outdoor)
Number of tennis courts	24
Fire protection:	
Number of stations	8
Number of firefighters	242
Number of paramedics	19
Number of calls answered	16,051
Police protection:	
Number of stations	1
Number of employees	353
Vehicular patrol units	234
Number of criminal arrests	15,333
Number of traffic summons	13,603
Number of parking violations	8,124
Sewage system:	
Miles of sanitary sewers	437
Miles of storm sewers	107
Number of service connections	31,165
Water system:	
Miles of water mains	625
Number of service connections	31,600
Number of fire hydrants	2,523

Number of treatment plants	1
Daily average consumption in gallons	17.85 MGD
Maximum daily capacity of plant in gallons	32.0 MGD
Maximum safe yield of supply	25.8 MGD
Total reservoir capacity	5.15 billion gallons

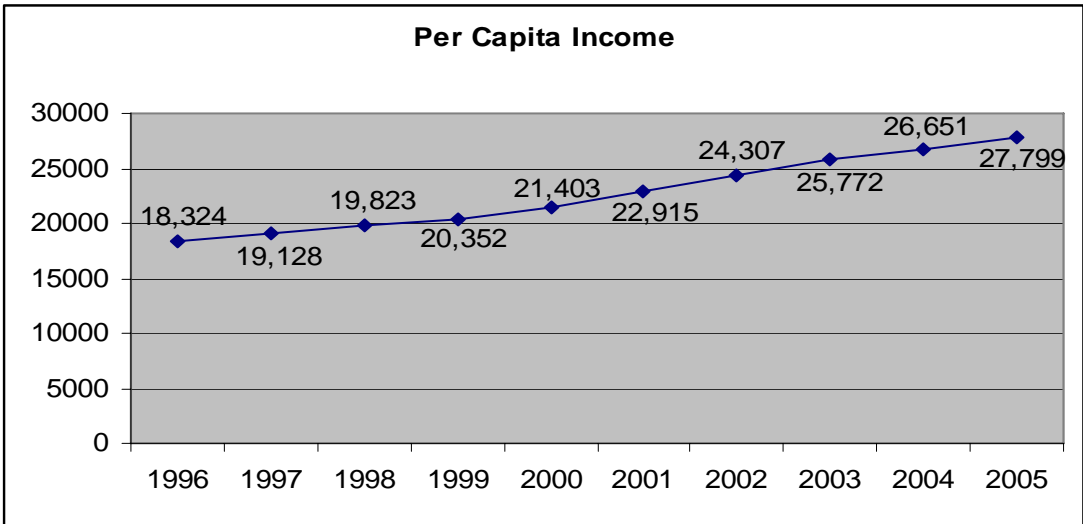
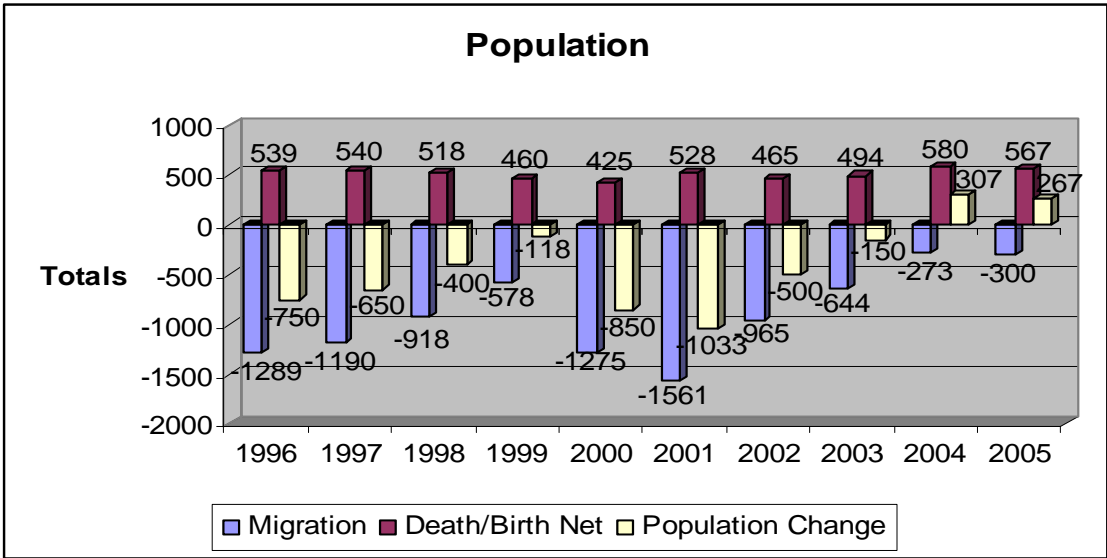
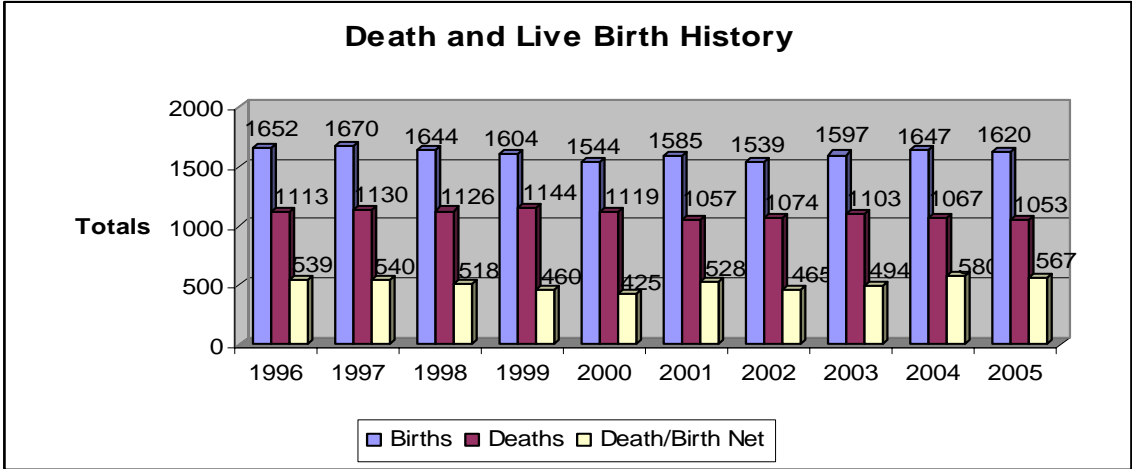
Facilities and services not included in the reporting entity:

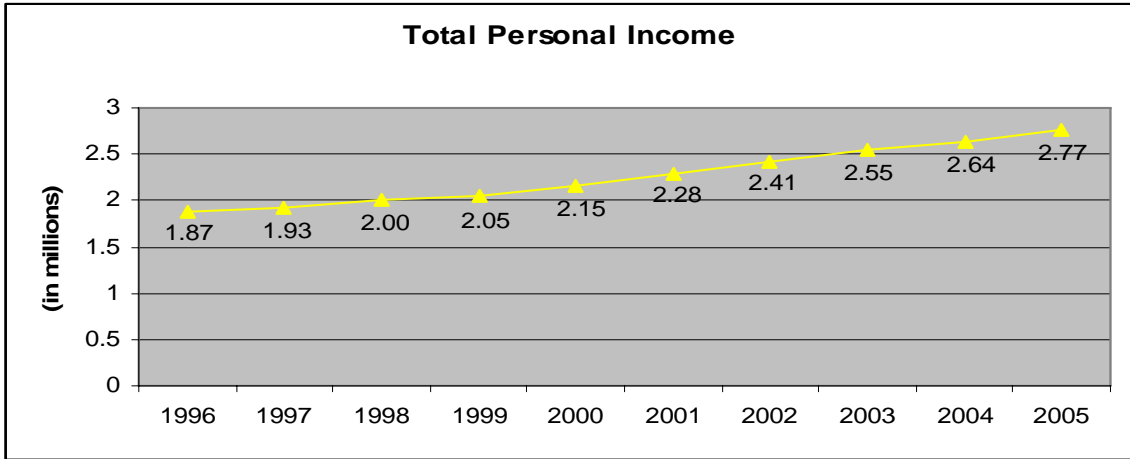
Education:

Number of pre-k centers	2
Number of elementary schools	14
Number of elementary school instructors	578
Number of middle schools	4
Number of middle school instructors	249
Number of high schools	3
Number of high school instructors	272
Number of special centers	6
Number of special center instructors	24
Average daily school membership	15,642

Hospitals:

Number of hospitals	2
Number of patient beds	706





Employment		1996	1997	1998	1999	2000	2001	2002	2003	2004	2005
Military		5,494	5,348	5,216	5,154	5,077	4,929	5,081	5,360	5,527	5,686
Civilian		47,047	46,652	46,646	47,062	47,425	46,848	47,839	49,585	50,369	50,784
Total		52,541	52,000	51,862	52,216	52,502	51,777	52,920	54,945	55,896	56,470

