

Supplemental Data and Statistics

Date settled	1752
Date charter adopted	March 1,1858
Form of government	Council – Manager
Number of employees	2,028
Population:	
Population by race/ethnicity:	
White	44.2%
Black	52.6%
Other	3.2%
Labor:	
Civilian labor force	48,338
Number of employed workers	45,793
Number of unemployed workers	2,545
Employment rate	5.3%
Elections:	
Number of registered voters	58,637
Number of votes cast:	
Last general election (11/6/07)	10,541
Last municipal election (5/6/08)	11,813
Area in square miles	33
Facilities and services:	
Miles of streets	403
Number of street lights	10,665
Number of motor carriers	175
Number of common carrier terminals	150
Public recreation facilities:	
Number of community centers	7

Number of museums	5
Number of entertainment venues	2
Number of shopping districts	4
Parks	4
Park acreage	203
Number of golf courses	2
Number of swimming pools	1 (outdoor)
Number of tennis courts	24
Fire protection:	
Number of stations	8
Number of firefighters	233
Number of paramedics	5
Number of calls answered	17,035
Police protection:	
Number of stations	1
Number of employees	337
Vehicular patrol units	255
Number of criminal arrests	9,747
Number of traffic summons	11,424
Number of parking violations	8,124
Sewage system:	
Miles of sanitary sewers	438
Miles of storm sewers	159
Number of service connections	32,328
Water system:	
Miles of water mains	626
Number of service connections	32,733
Number of fire hydrants	2,530

Number of treatment plants	1
Daily average consumption in gallons	16.51 MGD
Maximum daily capacity of plant in gallons	32.0 MGD
Maximum safe yield of supply	25.8 MGD
Total reservoir capacity	5.15 billion gallons

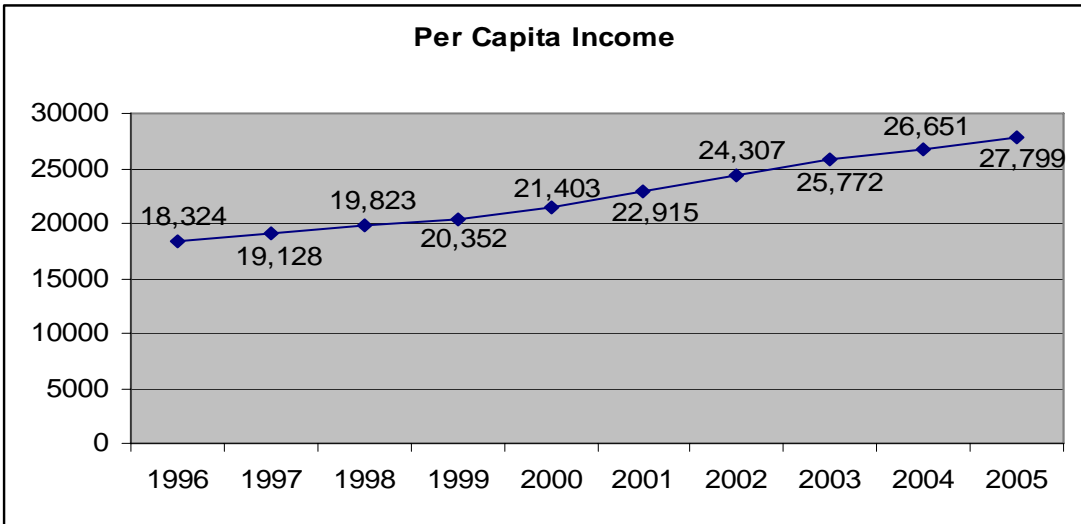
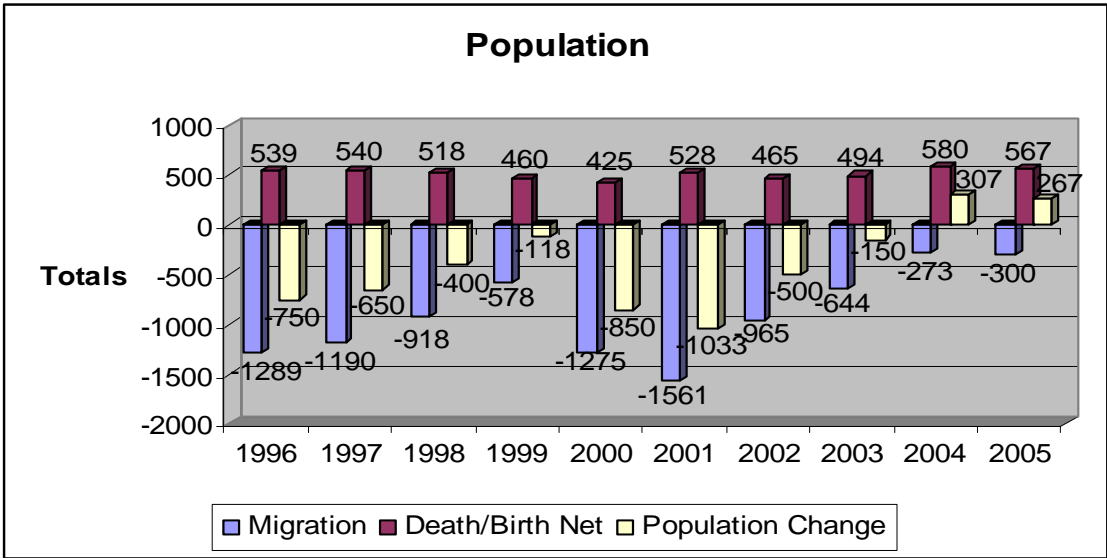
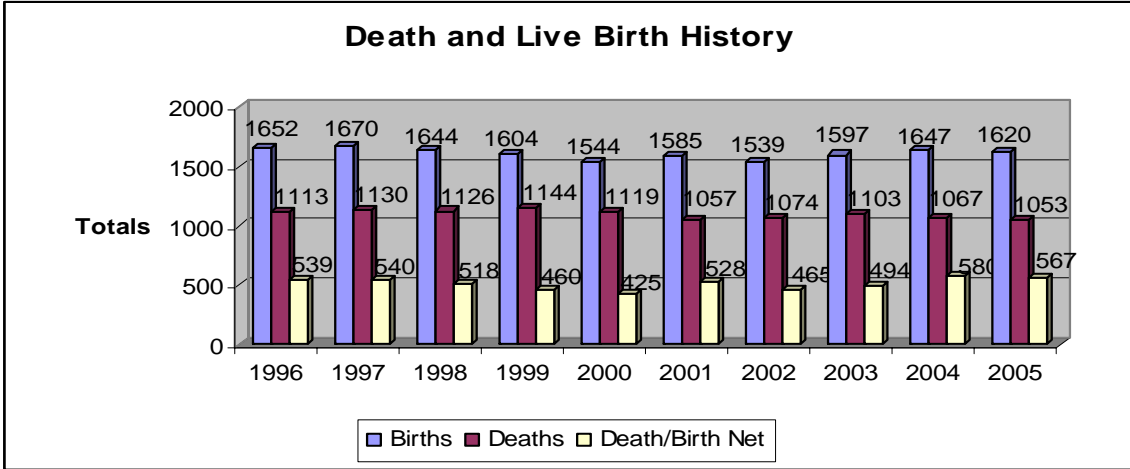
Facilities and services not included in the reporting entity:

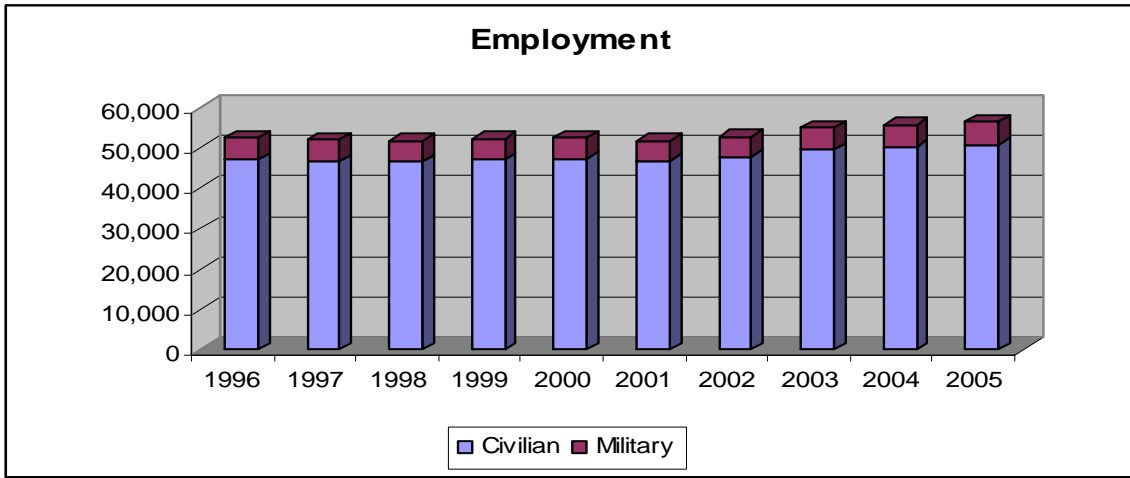
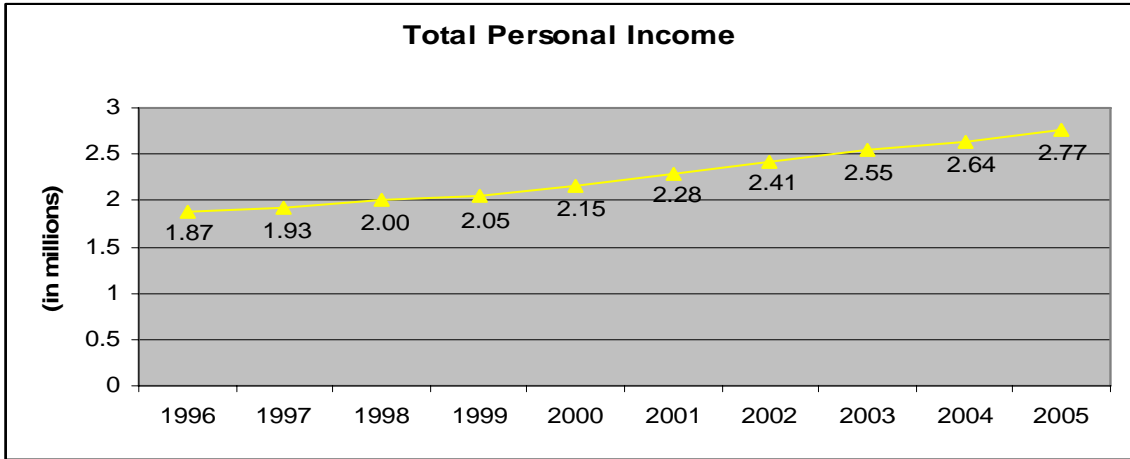
Education:

Number of pre-k centers	2
Number of elementary schools	14
Number of elementary school instructors	825
Number of middle schools	3
Number of middle school instructors	169
Number of high schools	3
Number of high school instructors	286
Number of special centers	3
Number of special center instructors	68
Average daily school membership	14,287

Hospitals:

Number of hospitals	2
Number of patient beds	706





Employment		1996	1997	1998	1999	2000	2001	2002	2003	2004	2005
Military		5,494	5,348	5,216	5,154	5,077	4,929	5,081	5,360	5,527	5,686
Civilian		47,047	46,652	46,646	47,062	47,425	46,848	47,839	49,585	50,369	50,784
Total		52,541	52,000	51,862	52,216	52,502	51,777	52,920	54,945	55,896	56,470

